



# Network Manager Electric

The foundation for adaptive grid management



Network Manager Electric enables utilities to flexibly capture their current grid and easily extend the future model and workflows with a new approach: network model management.

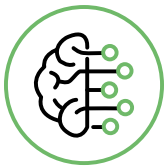


IQGeo is a great partner. They really know what they're doing in our space, and they're very focused on providing state-of-the-art tools to help us manage our network and our grid as it gets more complicated and grows.

- Solutions Architect, Electric Utility



## Why Network Manager Electric?




### The most accurate and flexible modeling capabilities

Network Manager Electric delivers true network model management to help utilities more efficiently and accurately model any grid requirement, today or in the future.



### Fully digitized workflows

From planning and design to construction and operations, every team across the grid lifecycle can streamline manual tasks and build new workflows in just a matter of clicks.



### Real-world visualization of grid assets

Visualize your network exactly how it exists in the field, with the correct geometries, routes, and structures, as well as the ability to easily visualize alternate geometries and new asset relationships.



### An adaptable strategy for network management

As grid requirements expand and evolve, you can easily extend your grid model and seamlessly integrate new data streams and applications.



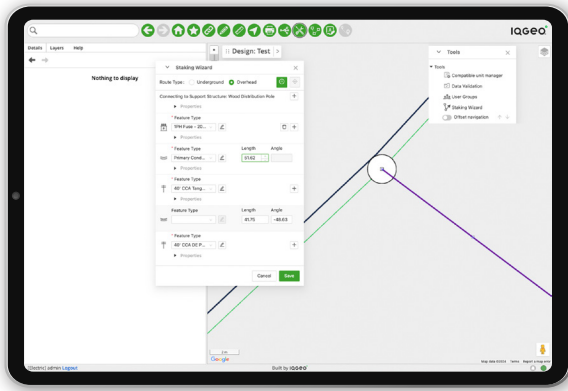
### A single, shared geospatial view

Network Manager Electric delivers a single view of comprehensive grid data, overlaid on your network model and accessible across the entire utility through a single pane of glass.

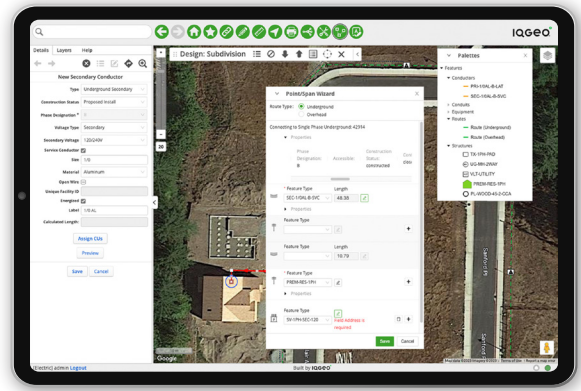


### Investment protection

Network Manager Electric is available in Insight, Professional, and Enterprise editions that meet evolving requirements and protect your technology investment.



The industry's first staking wizard enables precise digital staking, including GPS locating, wire details, and precise distance and angle designations to accelerate field design

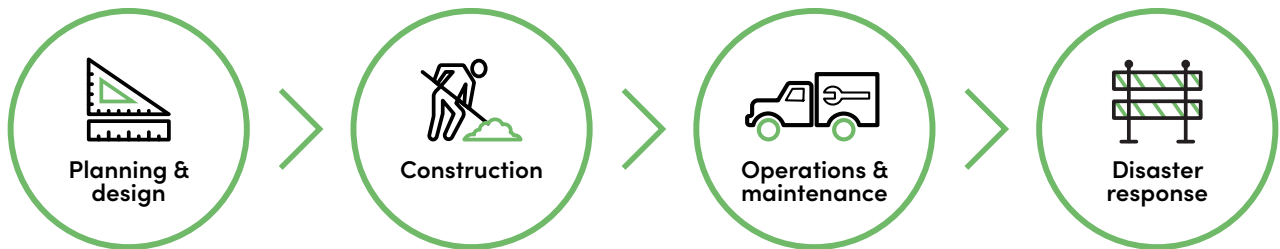


Easily add a new secondary conductor with the Point & Span wizard

## IQGeo Adaptive Grid

### Flexible network model management

From rapid design to asset management to outage restoration, our game-changing software integrates with your GIS and other network data to revolutionize your system of record.



- Transform to network model management
- Apply a modern utility experience
- Flexibly model network assets

- Improve data accuracy
- Accelerate digital transformation
- Adapt to changing business needs

IQGeo Adaptive Grid is a flexible and powerful network model management solution created for utilities to digitalize the entire lifecycle of the electric grid.